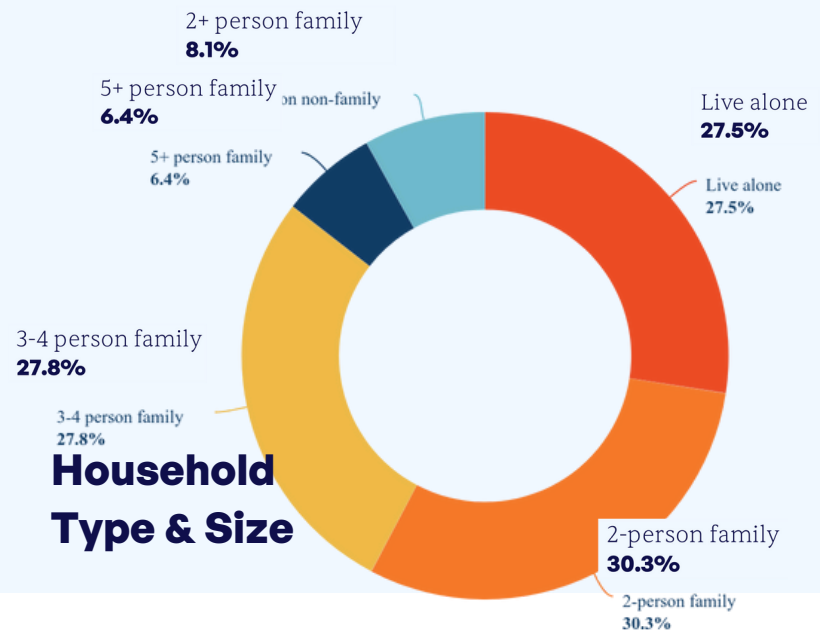


# Housing Needs in Eastern Connecticut

New London, Tolland, and Groton Counties

**Everyone in eastern Connecticut should be able to find an affordable home when they need one. Yet even for those working multiple jobs and earning the area median income, it's not easy. Why?**

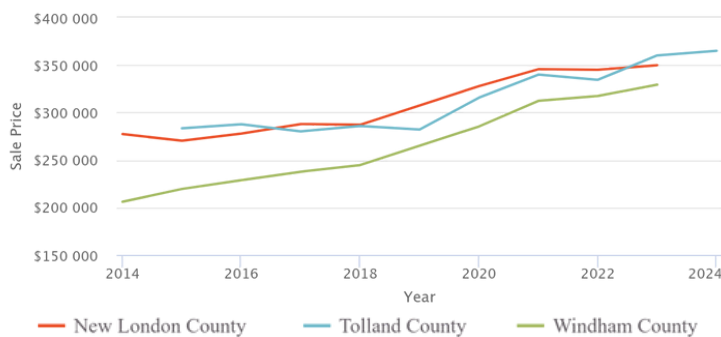
Household composition has changed, but the type of homes we build has not changed in response. As a result, there is a gap between the homes we have and the homes residents need. Meanwhile, although the overall population has been declining, the number of households is actually growing. As a result, the region requires more housing even though there are fewer people.



## Household Type & Size

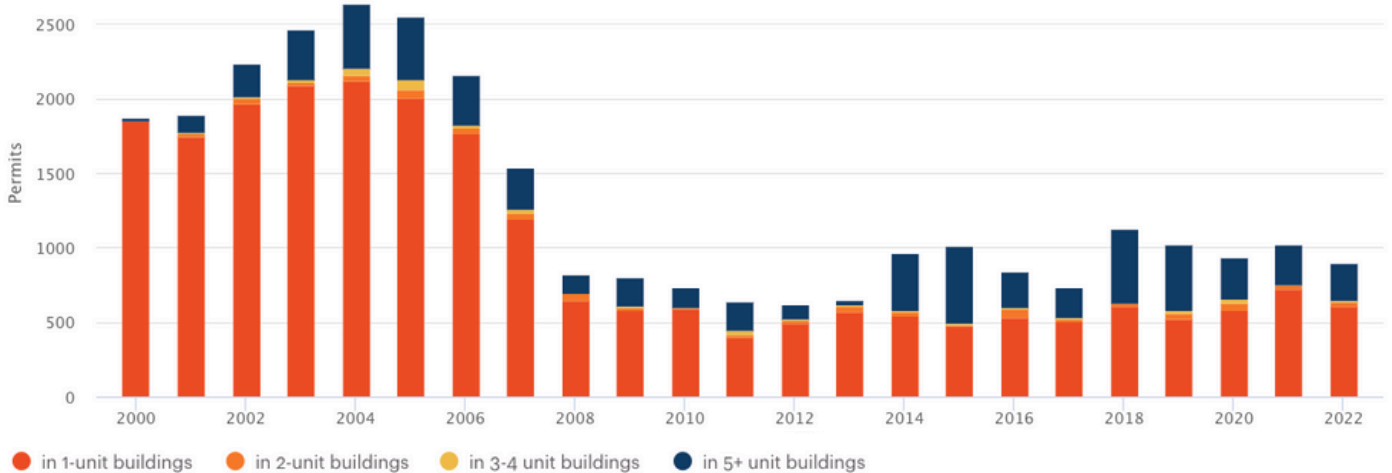
## Median Single-Family Home Sale Price

Adjusted for Inflation



Over the last 20 years, single-family home prices have increased significantly in the region, while the number of homes built annually has decreased. When communities do permit new homes, they are most often single-family homes or, less often, homes in multifamily buildings with five or more units. Homes in buildings with two to four units, are generally missing. In some communities, zoning prohibits the construction of multifamily housing.

## Housing Permits Issued



©2025 Centers for Housing Opportunity All Rights Reserved



The cost of housing in Groton is close to the national average and somewhat lower than the state average. The median household income in Groton is **\$73,999**. For this income, monthly housing payments (including rent or mortgage plus taxes and insurance) should not exceed **\$1,470**. In terms of purchasing power, a household can afford a house that costs **\$201,800** with a 20% downpayment, 5% interest, and no other debts. In Groton, the median home sales price in 2024 was **\$411,580**, higher than most households can afford. Additionally, transportation costs are somewhat high, representing an additional financial burden.

**16,178**

Households

**63%**

1-2 person  
households

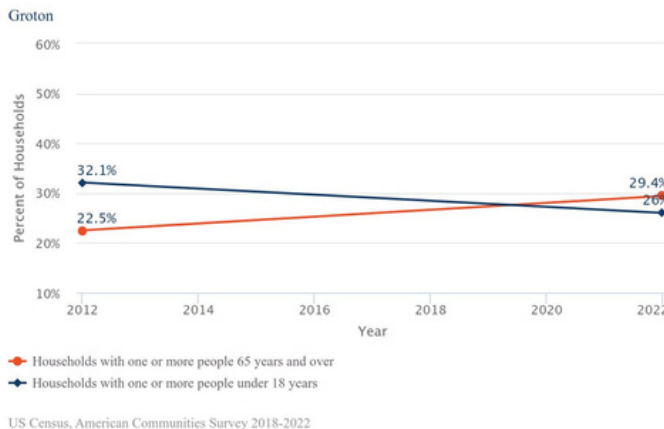
**6%**

Decline in folks  
under the age of  
18 since 2012

**\$13K**

Average yearly  
transportation  
cost

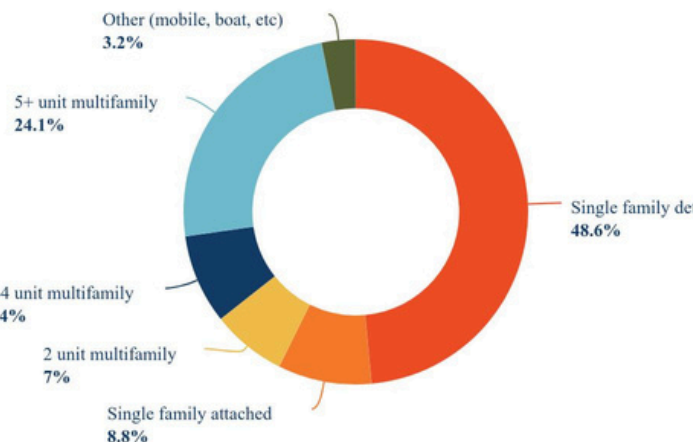
### % HOUSEHOLDS WITH YOUTH & SENIORS



Groton's housing stock is overwhelmingly single-family, with about 48% having 3-5 bedrooms. These big homes may work well for growing families, but do they work well for the growing *senior* population? Or people with long commutes and no time for extensive home maintenance?

Promoting different *types* and *sizes* of housing within Groton may help support residents better as they scale up and down in their lives. This approach helps people afford stay in Groton, keep more money in their pockets, and contribute to the community.

### HOUSING UNIT TYPES



### HOUSING BY NUMBER OF BEDROOMS

